

THANK YOU FOR PURCHASING YOUR TIMEX WATCH.

EXTENDED WARRANTY

Available in U.S. only. Extend your warranty for an additional 4 years from date of purchase for \$5. You can pay with AMEX, Discover, Visa or MasterCard by calling 1 800-448-4639 during normal business hours. Payment must be made within 30 days of purchase. Name, address, telephone number, purchase date, and 5-digit model number required. You can also mail a check for \$5 to: Timex Extended Warranty, P.O. Box 1676, Dept. EF, Little Rock, AR 72203.

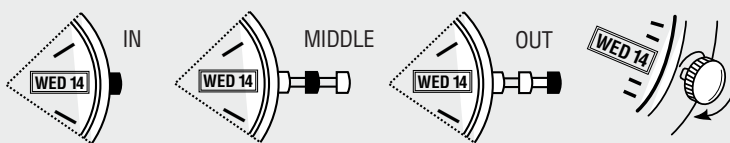
Please read instructions carefully to understand how to operate your Timex watch. 

Your model may not have all of the features described in this booklet.

START WATCH


Important: Set date first! Remove guard from crown and push in.

SET DAY



Pull crown to "MIDDLE" position and turn **CLOCKWISE** until correct day appears. If day does not change, pull crown to "OUT" position and turn **CLOCKWISE** or **COUNTERCLOCKWISE** through necessary number of 24 hour periods until correct day appears. Go to Section 3 to set date.

SET DATE



3-Position Crown: Pull crown to "MIDDLE" position and turn **CLOCKWISE** or **COUNTERCLOCKWISE** until correct date appears.

2-Position Crown: Pull crown to "OUT" position and turn **CLOCKWISE** until date changes (approx. 1:00 a.m.). Then turn **COUNTERCLOCKWISE** to 7:30 p.m. Repeat until correct date appears. Adjust date when month has less than 31 days.

SET TIME

Pull crown all the way out and turn to correct time. Push crown in to restart.

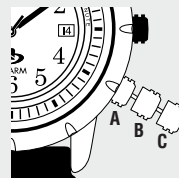
Watches with date: Note correct time of day (A.M. or P.M.) for proper date function.

SET ALARM

Your Indiglo® Easy Set Alarm watch has an **Over 60-Minute Alarm** which will ring twice per day at desired hour and minute and an **Under 60-Minute Alarm** which will ring every hour at desired minute.

SETTING Over 60-Minute Alarm:

With **ALARM CROWN** in position (A), turn **CROWN** or **RING** in either direction moving corresponding hour and minute markers to desired alarm time. To activate alarm pull **ALARM CROWN** out to position (B). A single beep will sound and the INDIGLO® night-light will blink indicating that the **Over 60-Minute Alarm** is activated. Alarm will sound at desired time and repeat every twelve hours unless deactivated. To silence and/or deactivate alarm, push **ALARM CROWN** in to position (A). Unless deactivated, alarm will automatically stop ringing each time after 20 beeps.




SETTING Under 60-Minute Alarm:

With **ALARM CROWN** in position (A), turn **CROWN** or **RING** in either direction moving corresponding minute marker to desired time. Hour marker can be positioned anywhere on the dial for **Under 60-Minute Alarm** to work. To activate alarm pull **ALARM CROWN** out to position (C). Three beeps will sound and the INDIGLO® night-light will blink indicating alarm is activated. Alarm will sound at desired minute and will repeat every hour on specified minute unless alarm is deactivated. To silence and/or deactivate alarm, push **ALARM CROWN** in to position (A). Unless alarm is deactivated, it will automatically stop ringing each time after 20 beeps.

INDIGLO® NIGHT-LIGHT

Press crown to activate light. Patented (U.S. pat. 4,527,096 and 4,775,964) electroluminescent technology used in the INDIGLO night-light illuminates entire watch face at night and in low light conditions.



WATER RESISTANCE

If your watch is water-resistant, meter marking or (∞) is indicated.

Water-Resistance Depth	p.s.i.a. * Water Pressure Below Surface
30m/98ft	60
50m/164ft	86
100m/328ft	160
200m/656ft	284

*pounds per square inch absolute

WARNING: TO MAINTAIN WATER-RESISTANCE, DO NOT PRESS ANY BUTTONS OR PULL OUT THE CROWN UNDER WATER UNLESS YOUR WATCH IS INDICATED AS 200 METER WATER-RESISTANT.

1. Watch is water-resistant only as long as crystal, crown and case remain intact.
2. Watch is not a diver watch and should not be used for diving.
3. Rinse watch with fresh water after exposure to salt water.
4. Shock-resistance will be indicated on the watch face or caseback. Watches are designed to pass FTC test for shock-resistance. However, care should be taken to avoid damaging crystal.

BRACELET ADJUSTMENT

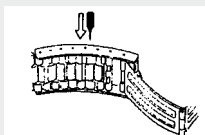


Fig. 1

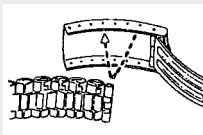


Fig. 2

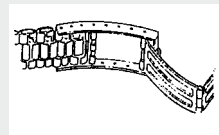


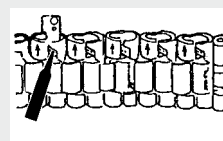
Fig. 3

FOLDOVER CLASP BRACELET

Find spring bar that connects bracelet to clasp. Using a pointed tool (Fig. 1), push spring bar in and gently twist bracelet to disengage. Determine wrist size, then insert spring bar in correct bottom hole (Fig. 2). Push down on spring bar, align with top hole and release to lock in place (Fig. 3).

Bracelet Link Removal

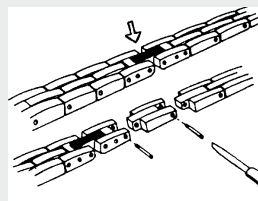
Removing Links: Place bracelet upright and insert pointed tool in opening of link. Push pin forcefully in direction of arrow until link is detached (pins are designed to be difficult to remove). Repeat until desired number of links are removed.



Reassembly: Rejoin bracelet parts. Push pin back into link in opposite direction of arrow. Press pin down securely into bracelet until it is flush.

SOLID LINK BRACELET

Removing Links: Using a very small screwdriver, remove screws by turning **COUNTERCLOCKWISE**. Repeat until desired number of links are removed. Do not remove links adjacent to clasp.



Reassembly: Rejoin bracelet parts and insert screw in end of opening where it was removed. Turn screw clockwise until tight and flush with bracelet.

BATTERY

Timex strongly recommends that a retailer or jeweler replace battery. If applicable, push reset button when replacing battery. Battery type is indicated on caseback. Battery life estimates are based on certain assumptions regarding usage; battery life may vary depending on actual usage.

DO NOT DISPOSE OF BATTERY IN FIRE. DO NOT RECHARGE. KEEP LOOSE BATTERIES AWAY FROM CHILDREN.

TIMEX INTERNATIONAL WARRANTY

(U.S. – LIMITED WARRANTY – PLEASE SEE FRONT OF INSTRUCTION BOOKLET
FOR TERMS OF EXTENDED WARRANTY OFFER)

Your TIMEX watch is warranted against manufacturing defects by Timex Corporation for a period of ONE YEAR from the original purchase date. Timex and its worldwide affiliates will honor this international Warranty.

Please note that Timex may, at its option, repair your watch by installing new or thoroughly reconditioned and inspected components or replace it with an identical or similar model. **IMPORTANT — PLEASE NOTE THAT THIS WARRANTY DOES NOT COVER DEFECTS OR DAMAGES TO YOUR WATCH:**

- 1) after the warranty period expires;
- 2) if the watch was not originally purchased from an authorized Timex retailer;
- 3) from repair services not performed by Timex;
- 4) from accidents, tampering or abuse; and
- 5) lens or crystal, strap or band, watch case, attachments or battery. Timex may charge you for replacing any of these parts.

THIS WARRANTY AND THE REMEDIES CONTAINED HEREIN ARE EXCLUSIVE AND IN LIEU OF ALL OTHER WARRANTIES, EXPRESS OR IMPLIED, INCLUDING ANY IMPLIED WARRANTY OF MERCHANTABILITY OR FITNESS FOR PARTICULAR PURPOSE. TIMEX IS NOT LIABLE FOR ANY SPECIAL, INCIDENTAL OR CONSEQUENTIAL DAMAGES. Some countries and states do not allow limitations on implied warranties and do not allow exclusions or limitations on damages, so these limitations may not apply to you. This warranty gives you specific legal rights and you may also have other rights which vary from country to country and state to state.

To obtain warranty service, please return your watch to Timex, one of its affiliates or the Timex retailer where the watch was purchased, together with a completed original Watch Repair Coupon or, in the U.S. and Canada only, the completed original Watch Repair Coupon or a written statement identifying your name, address, telephone number and date and place of purchase. Please include the following with your watch to cover postage and handling (this is not a repair charge): a US\$ 7.00 check or money order in the U.S.; a CAN\$6.00 cheque or money order in Canada; and a UK£2.50 cheque or money order in the U.K. In other countries, Timex will charge you for postage and handling. NEVER INCLUDE A SPECIAL WATCHBAND OR ANY OTHER ARTICLE OF PERSONAL VALUE IN YOUR SHIPMENT.

For the U.S., please call 1-800-448-4639 for additional warranty information. For Canada, call 1-800-263-0981. For Brazil, call 0800-168787. For Mexico, call 01-800-01-060-00. For Central America, the Caribbean, Bermuda and the Bahamas, call (501) 370-5775 (U.S.). For Asia, call 852-2815-0091. For the U.K., call 44 208 687 9620. For Portugal, call 351 212 946 017. For France, call 33 3 81 63 42 00. For Germany, call +43 662 88 92130. For the Middle East and Africa, call 971-4-310850. For other areas, please contact your local Timex retailer or Timex distributor for warranty information. In Canada, the U.S. and in certain other locations, participating Timex retailers can provide you with a postage-paid, pre-addressed Watch Repair Mailer for your convenience in obtaining factory service.